

GOG96020

THREE PHASE AC-DC BRIDGE

Fuse protection
Blown fuse indicators with microswitch
Over temperature switches
Fan loss detection circuit
Snubber for SCR's protections
Extractible stacks for easy field service

LINE VOLTAGE UP TO 690V

DC OUTPUT CURRENT 2000A

GOG96020

Line to line voltage				690 V
----------------------	--	--	--	--------------

Characteristic		Conditions			Value
I _{DC}	DC output current				2000 A
V _{INS} (rms)	Insulation voltage				3000 V

THYRISTOR CHARACTERISTICS

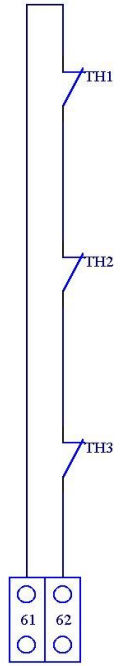
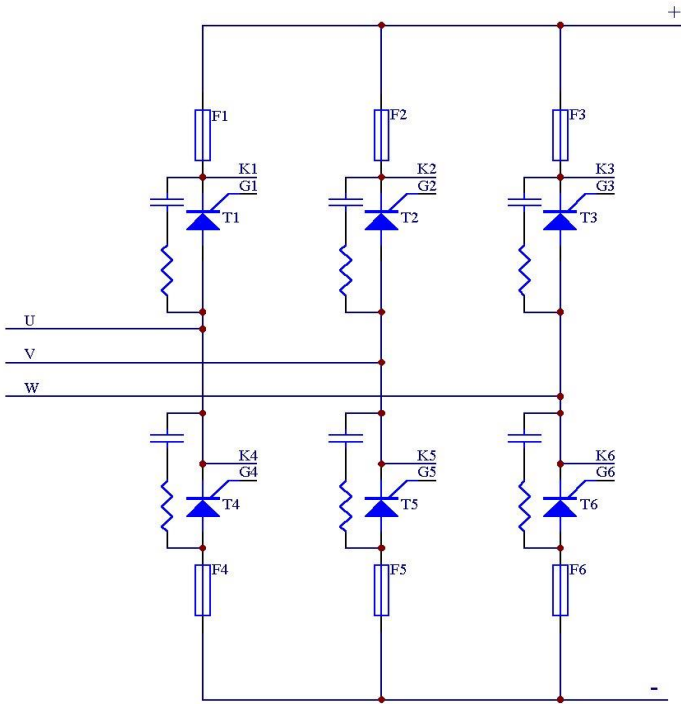
V _{GT}	Gate trigger voltage	T _j = 25 °C, V _D = 5 V			3 V
I _{GT}	Gate trigger current	T _j = 25 °C, V _D = 5 V			300 mA
dV/dt	Critical rate of rise off-state voltage	T _j = 125 °C			1000 V/us
V _{RRM}	Blocking Voltage	T _j = 125 °C			2200 V

FUSE TYPE SIBA 2068132.1250

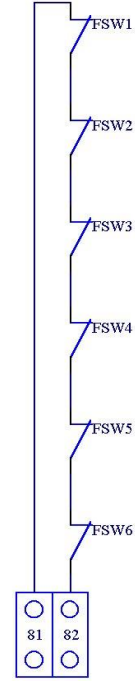
V _{NF}	Rated voltage				900 V
I _{NF}	Rated current				1250 A
P _{VF}	Power loss	At rated current			147 W
I ² t	Total I ² t	At 660V			1750 kA ² s

MECHANICAL AND THERMAL CHARACTERISTICS

	Width				620 mm
	Depth				360 mm
	Height				855 mm
	Mass				100 kg
T _{a max}	Max amb. op. Temp.				40 °C
T _{stg}	Storage temperature				-40/60 °C

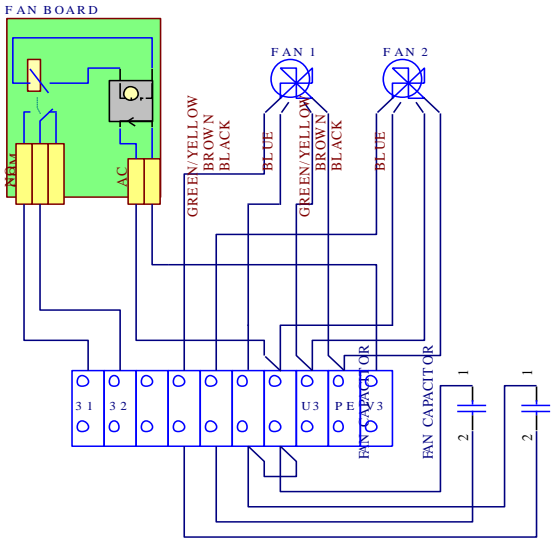


TH: THERMOSWITCH



FSW: BLOWN FUSE SWITCH

61-62: THERMOSWITCH CIRCUIT CONNECTION
81-82: BLOWN FUSE SWITCH CIRCUIT CONNECTION



U3-V3: MAIN SUPPLY
PE: GROUND CONNECTION (GND)
3 1-3 2: FAN BOARD CONTACT (CLOSED WHEN FAN RUNNING)

Cooling:

Fan type: single phase axial
Number of fans: 2
Voltage: 230 V
Current: 0.6 A
Frequency: 50/60 Hz
Noise: 62 dBA

In the interest of product improvement Green Power Solutions reserves the right to change any specification given in this data sheet without notice.