

GPDP3336

RECTIFIER DIODE



VOLTAGE UP TO 2600 V
AVERAGE CURRENT 3360 A
SURGE CURRENT 36 kA

BLOCKING CHARACTERISTICS

Characteristic		Conditions	Value
VRRM	Repetitive peak reverse voltage		2600 V
VRSM	Non-repetitive peak reverse voltage		2700 V
IRRM	Repetitive peak reverse current, max.	VRRM, single phase, half wave, Tjmax	75 mA

FORWARD CHARACTERISTICS

IF(AV)	Average forward current	Sine wave, 180° conduction, Th = 55°C	3360 A
IF(RMS)	R.M.S. forward current	Sine wave, 180° conduction, Th = 55°C	5275 A
IFSM	Surge forward current	Non rep. half sine wave, 50 Hz, VR = 0 V, Tj = Tjmax	36 kA
I²t	I² t for fusing coordination		6480 kA²s
VF(TO)	Threshold voltage	Tj = Tjmax	0.79 V
rF	Forward slope resistance	Tj = Tjmax	0.11 mΩ
VFM	Peak forward voltage, max	Forward current IF = 4000 A, Tj = 25°C	1.23 V

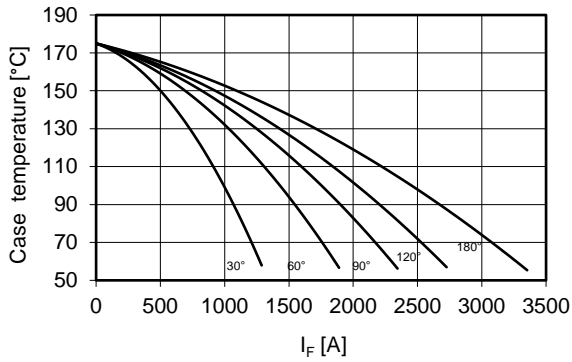
SWITCHING CHARACTERISTICS

Qrr	Reverse recovery charge, typ	Tj = Tjmax, IF = 2000 A, di/dt = -5 A/μs	μC
Irr	Reverse recovery current	VR = 100 V	A
trr	Reverse recovery time		μs
VFP	Forward recovery voltage	Tj = Tjmax, di/dt = A/μs	V

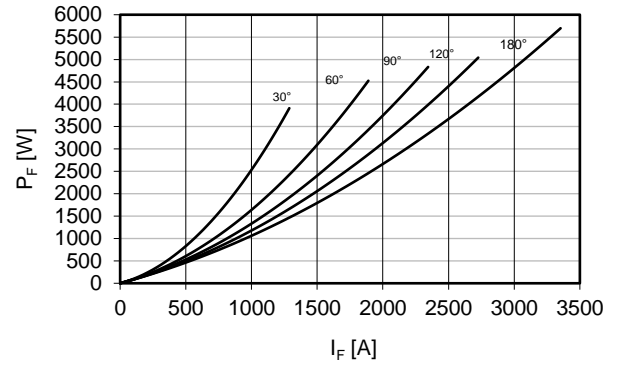
THERMAL AND MECHANICAL CHARACTERISTICS

Rth(j-c)	Thermal resistance (junction to case)	Double side cooled	0.015 °C/W
Rth(c-h)	Thermal resistance (case to heatsink)	Double side cooled	0.006 °C/W
Tjmax	Max operating junction temperature		175 °C
Tstg	Storage temperature		-40 / 175 °C
F	Clamping force ± 10%		22 kN
	Mass		500 g

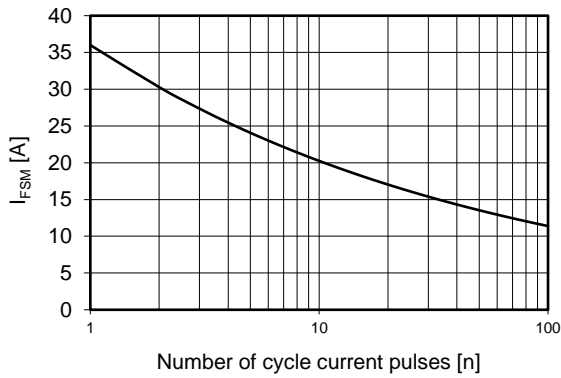
Current rating - sine wave



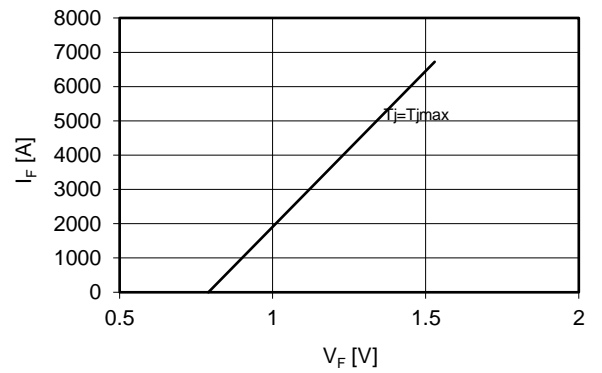
Power loss - sine wave



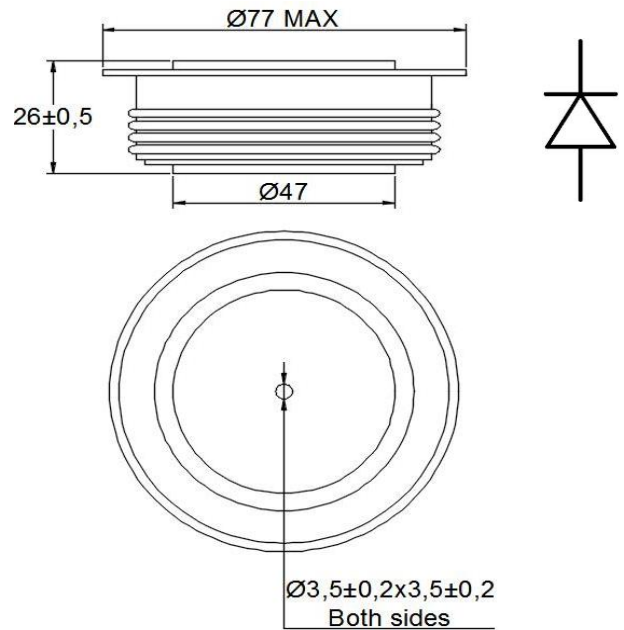
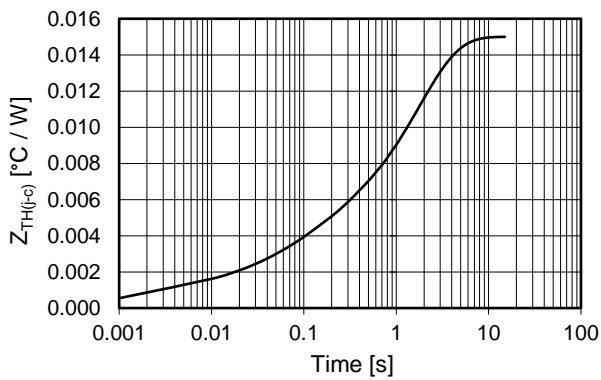
Maximum surge current d.s. cooled



Forward voltage drop



Thermal Impedance (j-c)



Ordering information GPDP3336-VV

VV: blocking voltage / 100 (e.g. 26 for 2600V)

In the interest of product improvement Green Power Solutions reserves the right to change any specification given in this data sheet without notice.